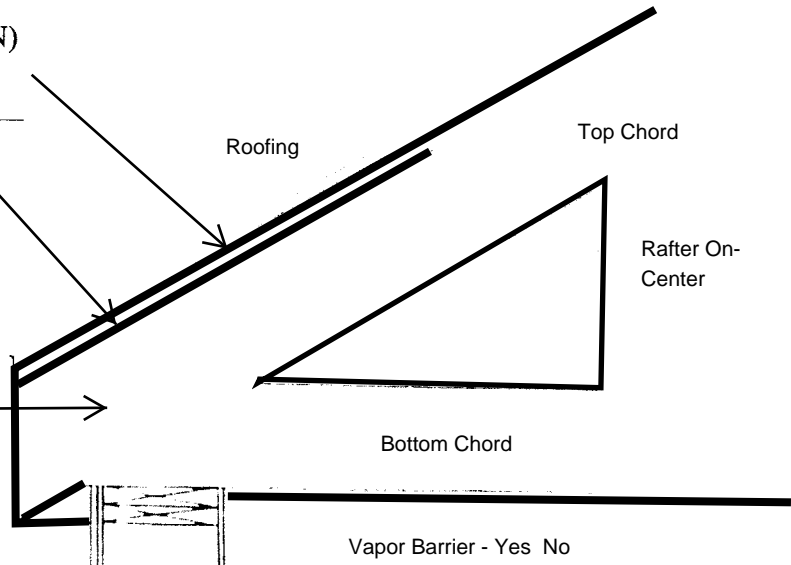


Questionnaire Cut Sheet

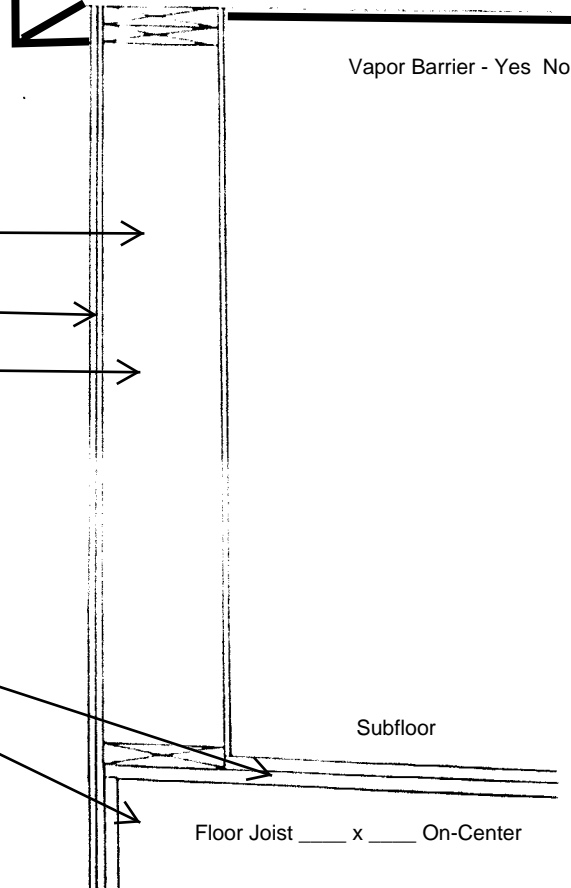
Pitch: ___ on 12
 Cover: Metal: ___ x ___ Panels; Grounded: (Y) (N)
 Shingles: ___ Type: ___ Flame Class: ___
 Felt Paper: # ___ Sheathing: ___

Attic Insul.: R- ___ Type: ___
 Vapor Barrier: (Y) (N) Mils: ___
 Ceiling Finish: ___
 Rafters: (Y) (N)
 Top Chord: ___ x ___; ___ o.c.
 Span: ___
 Btm. Chord: ___ x ___; ___ o.c.
 Preengineered Trusses: (Y) (N)
 Span: ___
 Certified by: ___
 Soffit Vents: ___ x ___
 End Vents: ___ x ___



WALL SYSTEM

Top Plate: 2 @ ___ x ___
 Studs: ___ x ___; ___ o.c.
 Ext. Cover: ___
 Ext. Sheathing: ___
 V.B.: ___ Mils Type: ___
 Insul. R- ___ Type: ___
 Int. Wall: ___
 Wall Shoe: ___ x ___

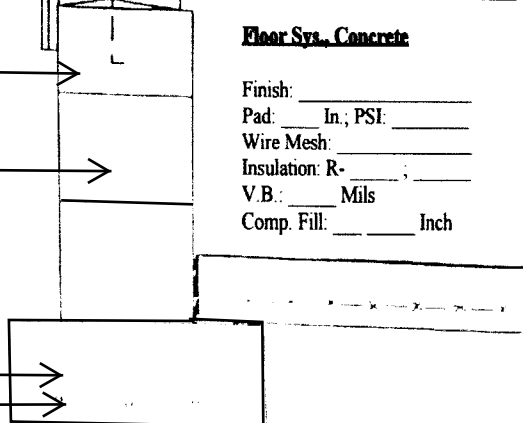


FLOOR SYSTEM, WOOD

Finish: ___
 Sub Floor: ___
 Joists: ___ x ___; ___ o.c.
 Center Beam: ___ x ___
 with: ___; ___ o.c.
 Sill Plate: ___ x ___
 w/insul.: (Y) (N) Anchor
 Bolts: ___ x ___
 Type: ___; ___ o.c.

FOUNDATION SYSTEM

Poured: (Y) (N); PSI ___
 Size: ___ x ___
 Rebar: ___
 Block: ___ x ___
 Courses: ___; Lath: (Y) (N)
 Insulation:
 Ext. R- ___; Type: ___
 Int. R- ___; Type: ___
 Waterproofing: (Y) (N)
 Footer: ___ x ___
 Rebar Size: ___; ___ o.c.



Floor Sys. Concrete